

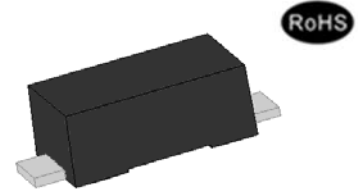


P0080DKN TSS

Rev.0.1

DESCRIPTION

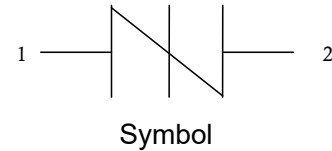
P0080DKN is a type of semiconductor component. They are designed to protect base band equipment from damaging overvoltage transients.



SOD-123FL

FEATURES

- ✧ Excellent capability of absorbing transient surge.
- ✧ Quick response to surge voltage (ns Level).
- ✧ Eliminates overvoltage caused by fast rising transients.
- ✧ Moisture sensitivity level: Level 1.
- ✧ IEC61000-4-2 (ESD) $\pm 30\text{kV}$ (air), $\pm 30\text{kV}$ (contact).
- ✧ Non degenerative.

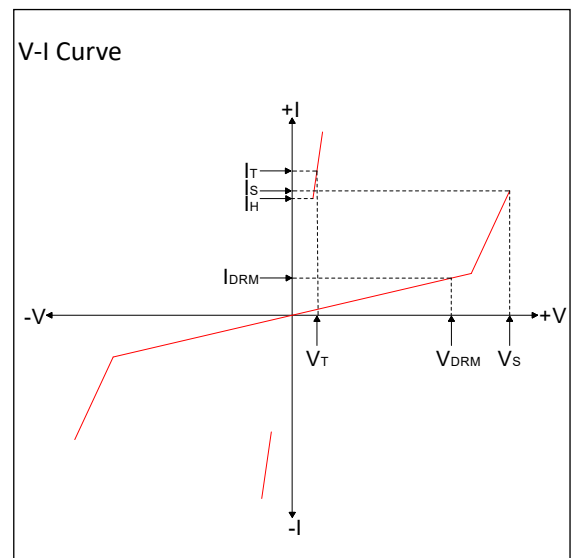


ABSOLUTE MAXIMUM RATINGS ($T_A=25^\circ\text{C}$, RH=45%-75%, unless otherwise noted)

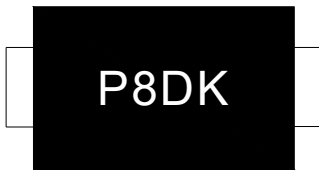
| Parameter | Symbol | Value | Unit |
|----------------------------------------------------------------|-----------|-------------|------------------|
| Storage temperature range | T_{STG} | -60 to +150 | $^\circ\text{C}$ |
| Operating junction temperature range | T_J | -40 to +125 | $^\circ\text{C}$ |
| Repetitive peak pulse voltage at 1.2/50 $\mu\text{s}@42\Omega$ | V_{PP} | 4.0 | kV |

ELECTRICAL CHARACTERISTICS ($T_A=25^\circ\text{C}$)

| Symbol | Parameter |
|-----------|------------------------|
| V_{DRM} | Peak off-state voltage |
| I_{DRM} | Off-state current |
| V_S | Switching voltage |
| I_S | Switching current |
| V_T | On-state voltage |
| I_T | On-state current |
| I_H | Holding current |
| C_o | Off-state capacitance |
| V_C | Clamping voltage |



MARKING



P8DK : Device Marking Code

ELECTRICAL CHARACTERISTICS (T_A=25°C, continued)

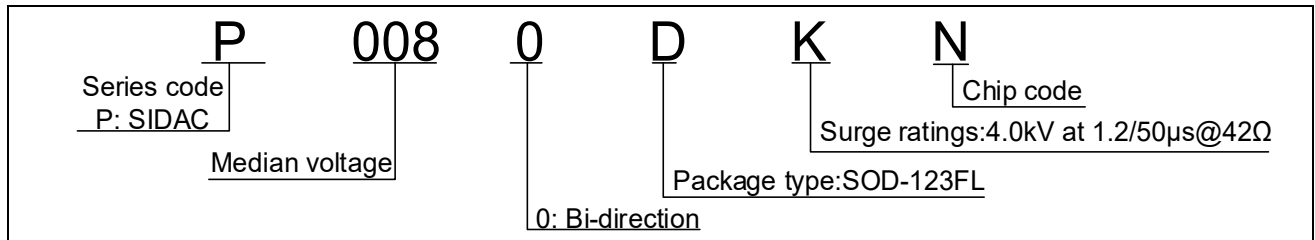
| Part Number | I _{DRM} @V _{DRM} | | V _S ^① @I _S | | V _T @I _T | | I _H | Co ^② | V _C ^③ | Marking |
|-------------|------------------------------------|---|---------------------------------------------|-----|--------------------------------|-----|----------------|-----------------|-----------------------------|---------|
| | μA | V | V | mA | V | A | mA | pF | V | |
| | max | | max | max | max | max | min | max | max | |
| P0080DKN | 5 | 6 | 15 | 800 | 4 | 2.2 | 10 | 20 | 50 | P8DK |

①V_S is measured at 100kV/s

②Off-state capacitance is measured in V_{DC}=2V, V_{RMS}=1V, f=1MHz

③Surge waveform: 1.2/50μs@42Ω V_{PP}: 4kV

ORDERING INFORMATION



SOLDERING PARAMETERS

| | | |
|--------------------------------------------------------|-----------------------------------|---------------------------------|
| Reflow Condition | | Pb-Free assembly (see FIG.2) |
| Pre Heat | -Temperature Min ($T_{s(min)}$) | +150°C |
| | -Temperature Max($T_{s(max)}$) | +200°C |
| | -Time (Min to Max) (t_s) | 60-180 secs. |
| Average ramp up rate (Liquidus Temp (T_L) to peak) | | 3°C/sec. Max |
| $T_{s(max)}$ to T_L - Ramp-up Rate | | 3°C/sec. Max |
| Reflow | -Temperature(T_L) (Liquidus) | +217°C |
| | -Temperature(t_L) | 60-150 secs. |
| Peak Temp (T_p) | | +260(+0/-5)°C |
| Time within 5°C of actual Peak Temp (t_p) | | 30 secs. Max |
| Ramp-down Rate | | 6°C/sec. Max |
| Time 25°C to Peak Temp (T_p) | | 8 min. Max |
| Do not exceed | | +260°C |

FIG.1: $t_r \times t_d$ pulse waveform

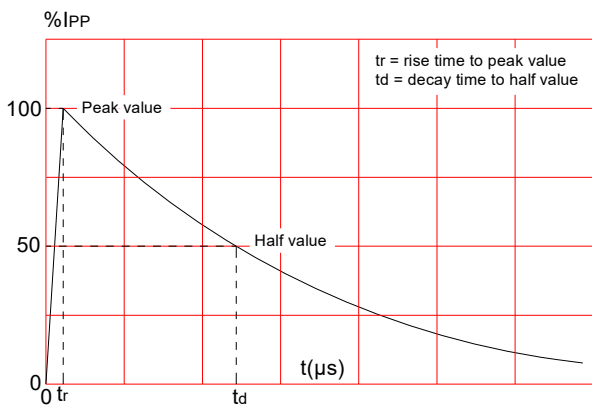


FIG.3: Normalized V_s change vs. junction temperature

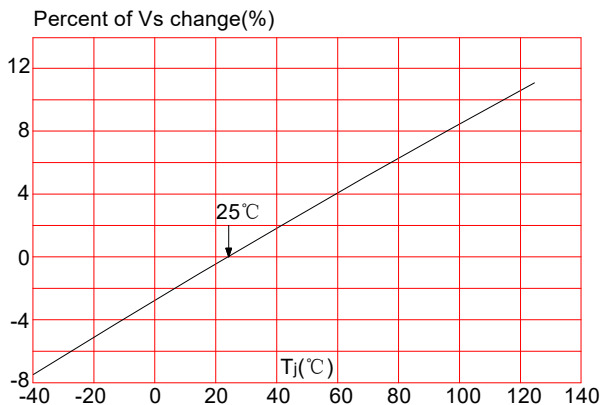


FIG.2: Reflow condition

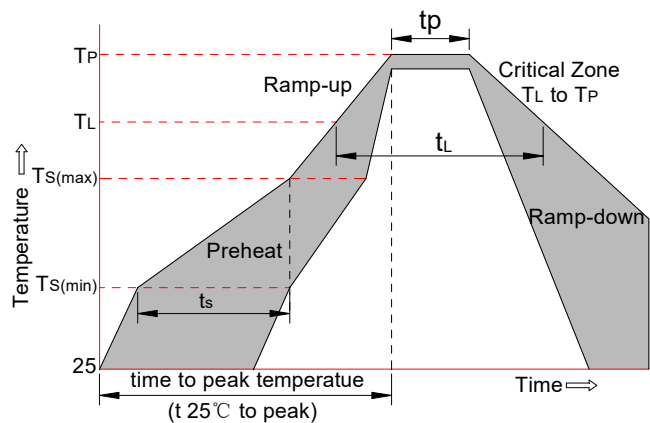
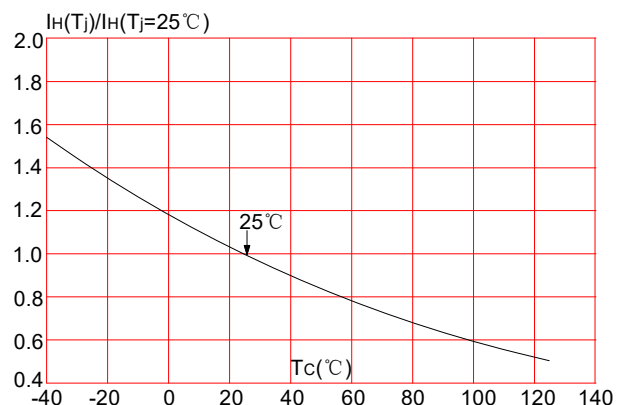
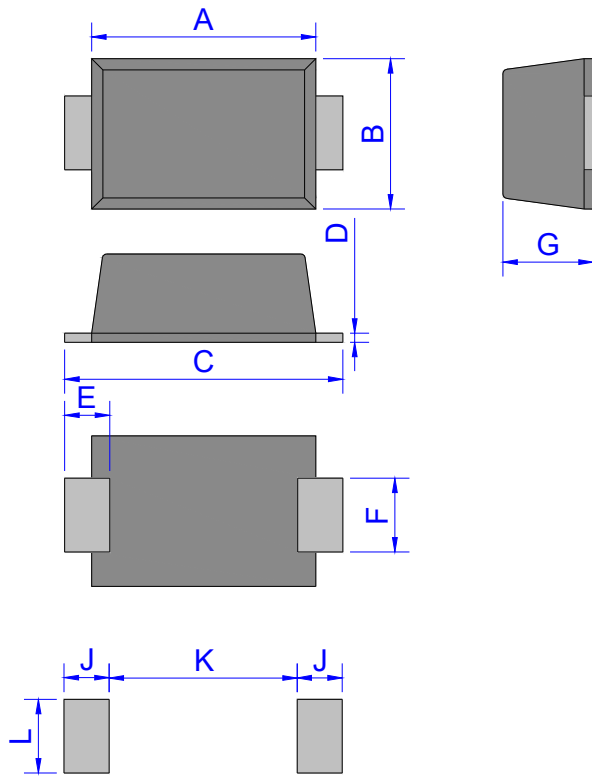


FIG.4: Normalized DC holding current vs. case temperature



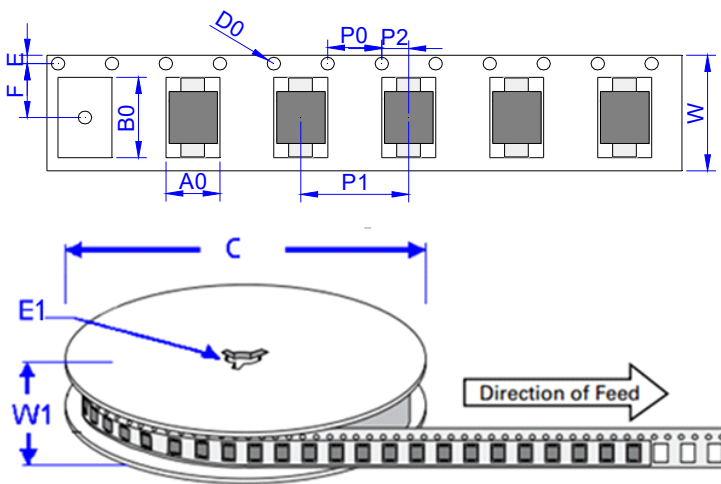
PACKAGE MECHANICAL DATA



SOD-123FL

| Ref. | Dimensions | | | |
|------|-------------|------|--------|-------|
| | Millimeters | | Inches | |
| | Min. | Max. | Min. | Max. |
| A | 2.60 | 3.00 | 0.102 | 0.118 |
| B | 1.60 | 2.00 | 0.063 | 0.079 |
| C | 3.45 | 3.95 | 0.136 | 0.156 |
| D | 0.10 | 0.25 | 0.004 | 0.01 |
| E | 0.3 | 0.9 | 0.012 | 0.035 |
| F | 0.80 | 1.20 | 0.031 | 0.047 |
| G | 0.95 | 1.35 | 0.037 | 0.053 |
| J | 1.30 | | 0.051 | |
| K | | 1.70 | | 0.067 |
| L | 1.30 | | 0.051 | |

TAPE AND REEL SPECIFICATION-SOD-123FL



| Ref. | Dimensions | |
|------|-------------|---------------|
| | Millimeters | Inches |
| A0 | 1.95 ± 0.3 | 0.077 ± 0.012 |
| B0 | 3.95 ± 0.3 | 0.156 ± 0.012 |
| C | 178 | 7.0 |
| D0 | 1.55 ± 0.1 | 0.061 ± 0.004 |
| E | 1.75 ± 0.2 | 0.069 ± 0.008 |
| E1 | 13.3 ± 0.3 | 0.524 ± 0.012 |
| F | 3.50 ± 0.2 | 0.138 ± 0.008 |
| P0 | 4.00 ± 0.2 | 0.157 ± 0.008 |
| P1 | 4.00 ± 0.2 | 0.157 ± 0.008 |
| P2 | 2.00 ± 0.2 | 0.079 ± 0.008 |
| W | 8.0 ± 0.2 | 0.315 ± 0.008 |
| W1 | 11.5 ± 1.0 | 0.453 ± 0.039 |

| PART No. | UNIT WEIGHT (g/PCS) typ. | REEL (PCS) | PER CARTON (PCS) | DESCRIPTION |
|----------|--------------------------|------------|------------------|------------------|
| P0080DKN | 0.0144 | 3,000 | 150,000 | 7 inch reel pack |


JieJie products are not designed for, and shall not be used for, any purpose (including, without limitation, automotive, military, aerospace, medical, life-saving, life-sustaining or nuclear facility applications, devices intended for surgical implant into the body, or any other application in which the failure or lack of desired operation of the product may result in personal injury, death, or property damage) other than those expressly set forth in applicable JieJie product documentation. Warranties granted by JieJie shall be deemed void for products used for any purpose not expressly set forth in applicable JieJie documentation. JieJie shall not be liable for any claims or damages arising out of products used in applications not expressly intended by JieJie as set forth in applicable JieJie documentation. The sale and use of JieJie products is subject to JieJie terms and conditions of sale, unless otherwise agreed by JieJie.

Information furnished in this document is believed to be accurate and reliable. However, Jiangsu JieJie Microelectronics Co., Ltd. assumes no responsibility for the consequences of use without consideration for such information nor use beyond it.

Information mentioned in this document is subject to change without notice, apart from that when an agreement is signed, Jiangsu JieJie complies with the agreement.

Products and information provided in this document have no infringement of patents. Jiangsu JieJie assumes no responsibility for any infringement of other rights of third parties which may result from the use of such products and information.

This document is the 0.1st version which is made in 25-Oct.-2024. This document supersedes and replaces all information previously supplied.

 is a registered trademark of Jiangsu JieJie Microelectronics Co., Ltd.

Copyright ©2024 Jiangsu JieJie Microelectronics Co., Ltd. Printed All rights reserved.